

Haydamaky

Light:

Scene \leq 8m x 6m

1. **Above stage hanging - Contr line:**

- 3 Strobs
- 6 Spot-beam (jb lighting p4 or similar)
- 5 led wash or 10 led pars RGBW (no rgb)

2. **Back wall:**

- 8-10 blinders
- or 8-10 sunstrip active - vertical upright
- or RGBW LED pixel wall washer (longman vpower or similar)

If do you have LED screen , then please let us know in advance sizes the screen. We change our stage plan.

3. **Above stage hanging - central line** (*not necessarily*)

- 5 washes a60 10 led pars rgbw
- 6 Spot-beam
- 3 Strobs

4. **Front line**

- 5 washes or 10 led pars rgbw
- 6 Spot-beam
- 1-3 Strobs on the floor foreground

5. **On the stage - h = 1-2 m** (at the sides or standing on scaffoldings or stands)

- 6 washes or 12 LED PARs RGBW

6. **Front side**

- 2-4 Strobs
- 4 blinders
- (or sunstrip active, or RGBW LED pixel)

7. **Front top**

- 5 blinders

8. **On the stage:**

- 2 DMX Hazer with extra fans

9. **Light console**

Preference Magic Q or grandMA2.

or Programmable lighting desk with the ability to record groups on min 12 sub masters, with obligatory presence of lightning engineer familiar with console.

Technical rider can be adapted to your abilities!.

necessarily - **Blinders, strobs, hazer**



Natalka

light designer and video engineer

Chilly233@gmail.com

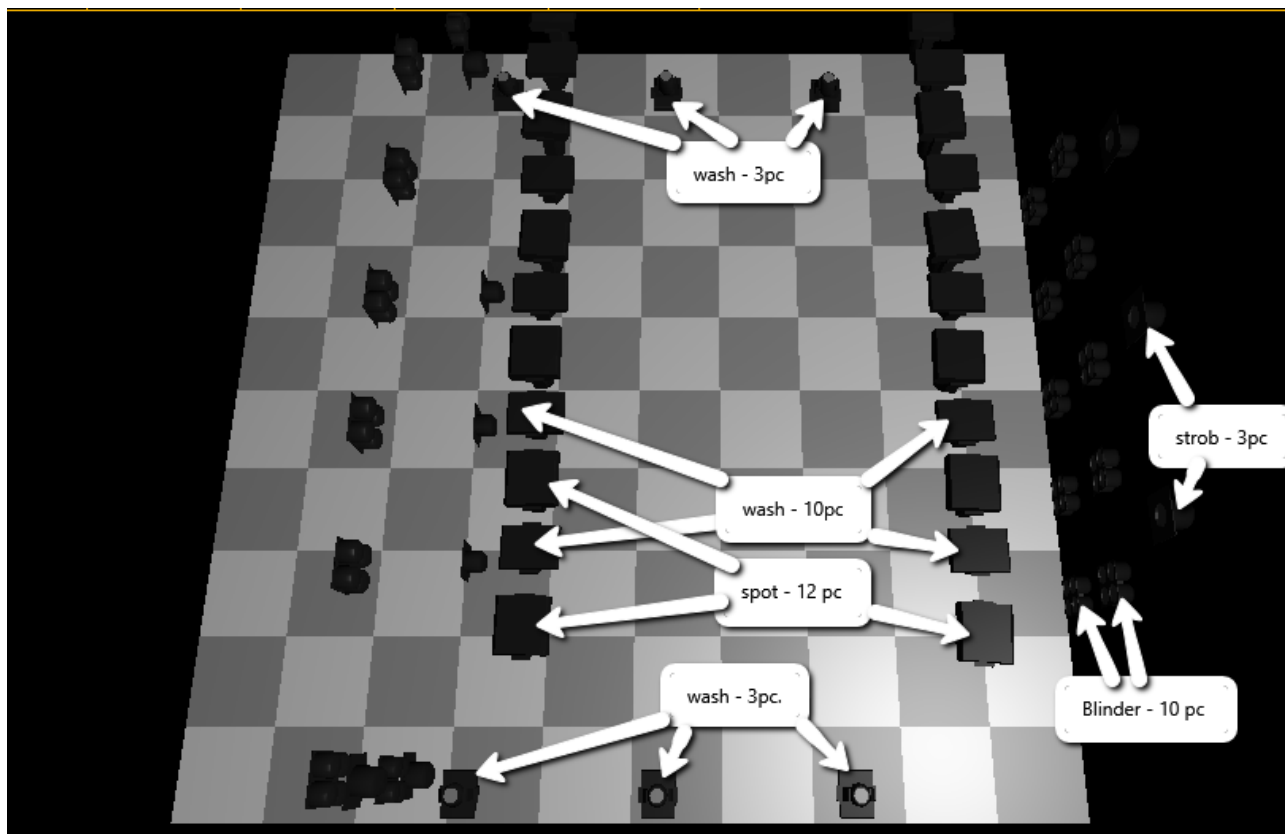
Haydamaky

Stage plan:



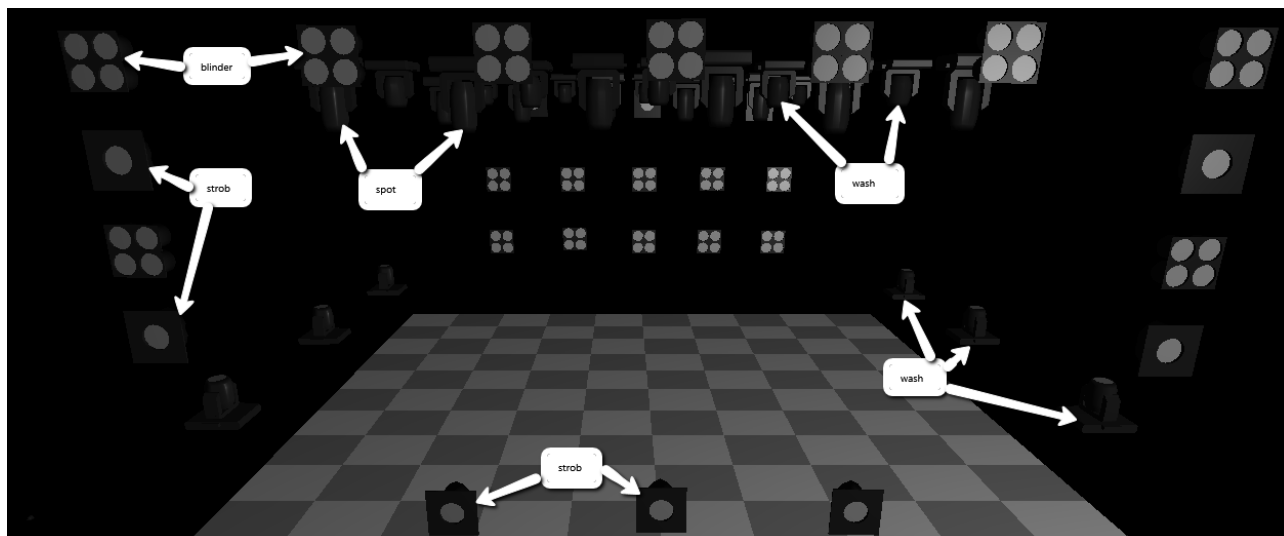
Haydamaky

Stage plan:



Haydamaky

Stage plan:



Haydamaky

Stage plan:

